


# USG ME DONN® BRAND DX®/DXL® T24 FIRE RATED SUSPENSION SYSTEM



## FEATURES AND BENEFITS


- Main tees are designed to expand at the fire lance in the event of a fire. This maintains the structural integrity of the ceiling and holds tiles in place.
- DONN® Brand DX®/DXL™ T24 Heavy Duty - Fire Rated features a body and cap made of G30 hot-dip galvanized steel as per EN 10346/ASTM A653 with pre-painted 24mm width capping to ensure that the cap remains clean and rust-free.
- Four-step coating process that outperforms in paint adhesion and corrosion resistance, as proven by industry-standard salt spray tests conducted by an Independent laboratory.
- Safe, fast and simple to install & easily accessible.
- Maximum economy and design simplicity.
- Cross-tees with override-ends resist twisting and give professionally finished look with no exposed steel edges.
- Patented QUICK-RELEASE™ clip design: demountable without tools.
- Compatible with Square, SLT, and Concealed ceiling tile edges.
- Audible Click means you know when tees are connected.
- Exceeds load compliance specifications as per ASTM C 635.
- Available in metric and imperial sizes.

## APPLICATIONS

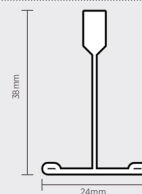
- Fire-rated interior general-use area

VISIT [USGME.COM](http://USGME.COM) TO ORDER SAMPLES

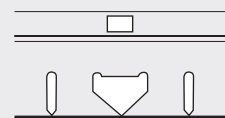
### GRID COLORS



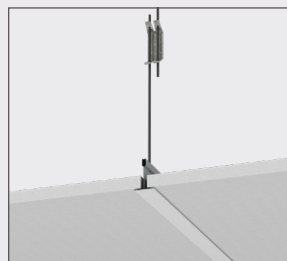
### PROFILE




### FIRE LANCE



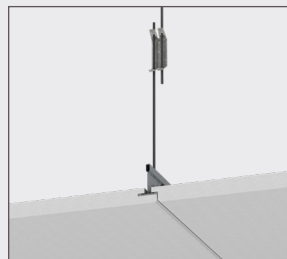
### EDGE DETAIL



SQUARE EDGE - SQ



SHADOWLINE TAPERED - SLT



CONCEALED EDGE  
(BESK, S-BESK, D-BESK)

# USG ME DONN® BRAND DX®/DXL® T24 FIRE RATED SUSPENSION SYSTEM

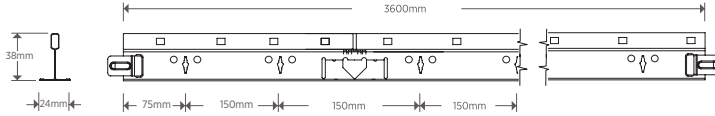


## PRODUCT INFORMATION

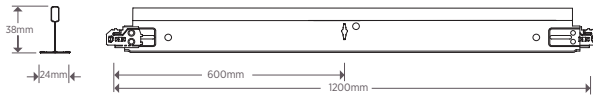
Description	Item Reference		Profile Height	Body Thickness	Component Length	Reaction To Fire*
	Metric	Imperial				
Main Runner	801DXL3600	801DXL3660	38MM	0.38MM	3600/3660MM	Class A
Long Cross Tee	803DX1200H38	803DX1220H38	38MM	0.30MM	1200/1220MM	Class A
Short Cross Tee	804DX600H38	804DX610H38	38MM	0.30MM	600/610MM	Class A
Wall Angle	802MT3600		22MM	0.50MM	3600MM	Class A
Wall Angle Shadowline	802MS3600 - 802MS164L		19/9MM - 20/20MM	0.50MM	3600MM	Class A
U-Trim	UT123525 - UT124825 - UT125325		25.4/12.7MM	0.50MM	3000MM	Class A

\* As per EN 1364 : 2014 and EN 13501-1 : 2018

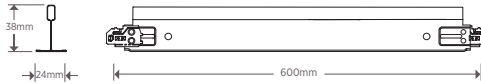
### Main Runner 801DXL3600



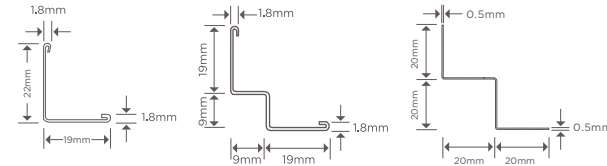
### Long Cross Tee 803DX1200H38



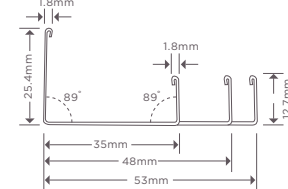
### Short Cross Tee 804DX600H38




### Wall Angle



### U-Trim



## SUSPENSION OPTIONS



Adjustable Hanger

Suspension Wire

Angle Section

Hanging Bracket

## MAXIMUM ALLOWED OF TILES WEIGHT KG PER M<sup>2</sup>\*\*

DXLH38 - T24 - Minimum Load - Carrying Capabilities of Main Runners				
Hanger distance (mm)	Applied Load (N)	Equivalent Uniform Load (N/M)	Allowable Midspan Deflection (mm)	Deflection Limit
900	79.45	260.5	0.339	L/360
1200	44.68	146.5	0.339	L/360
1500	35.75	117.2	0.339	L/360

\*\* The load per m<sup>2</sup> must be distributed uniformly (no point loads) over the ceiling area. After loading, the deflection of any grid component will remain within the maximum deflection per span.

Please consult USG ME for layouts, load or hanger distance.

**Notice:**  
As we are involved in constant products development; this document information is subject to change without prior notice. Please always refer to [usgme.com](http://usgme.com) for the updated products information document.

©2022 Factory of USG Middle East LTD. Co. All rights reserved.