

# USG ME DONN® BRAND DXH® 38 T24 SUSPENSION SYSTEM



## FEATURES AND BENEFITS


- DONN® Brand DXH® 38 T24 Heavy Duty features a body and cap made of G30 hot-dip galvanized steel as per EN 10346/ASTM A653 with pre-painted 24mm width capping to ensure that the cap remains clean and rust-free.
- Four-step coating process that outperforms in paint adhesion and corrosion resistance, as proven by industry-standard salt spray tests conducted by an Independent laboratory.
- Safe, fast and simple to install & easily accessible.
- Maximum economy and design simplicity.
- Cross-tees with override-ends resist twisting and give professionally finished look with no exposed steel edges.
- Patented QUICK-RELEASE™ clip design: demountable without tools.
- Compatible with Square, SLT, and Concealed ceiling tile edges.
- Audible Click means you know when tees are connected.
- Exceeds load compliance specifications as per ASTM C 635.
- Available in metric and imperial sizes.

## APPLICATIONS

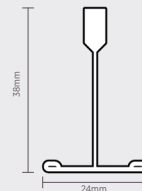
- Interior general-use areas

VISIT [USGME.COM](http://USGME.COM) TO ORDER SAMPLES

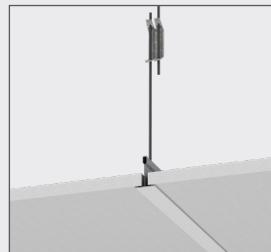
### GRID COLORS




### PROFILE



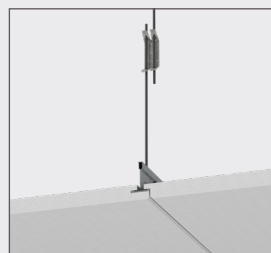
### EDGE DETAIL



SQUARE EDGE - SQ



SHADOWLINE TAPERED - SLT



CONCEALED EDGE  
(BESK, S-BESK, D-BESK)

# USG ME DONN® BRAND DXH® 38 T24 SUSPENSION SYSTEM

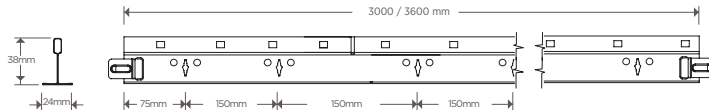


EN13964 : 2014 + A1 : 2007

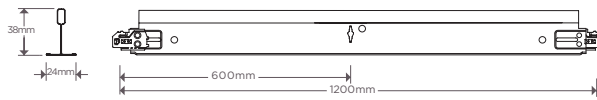
## PRODUCT INFORMATION

Description	Item Reference		Profile Height	Body Thickness	Component Length
	Metric	Imperial			
Main Runner	801DX3600H38	801DX3660H38	38MM	0.30MM	3600/3660MM
Long Cross Tee	803DX1200H38	803DX1220H38	38MM	0.30MM	1200/1220MM
Short Cross Tee	804DX600H38	804DX610H38	38MM	0.30MM	600/610MM
Wall Angle	802MT3600		22MM	0.50MM	3600MM
Wall Angle Shadowline	802MS3600 - 802MS164L		19/9MM - 20/20MM	0.50MM	3600MM
U-Trim	UT123525 - UT124825 - UT125325		25.4/12.7MM	0.50MM	3000MM

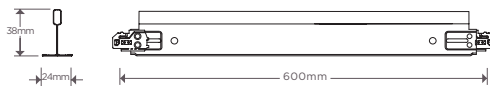
### Main Runner 801DX3600H38



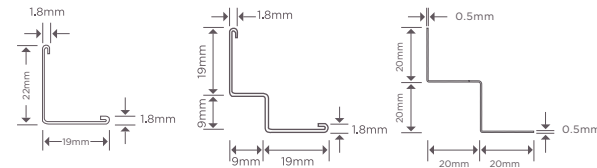
### Long Cross Tee 803DX1200H38



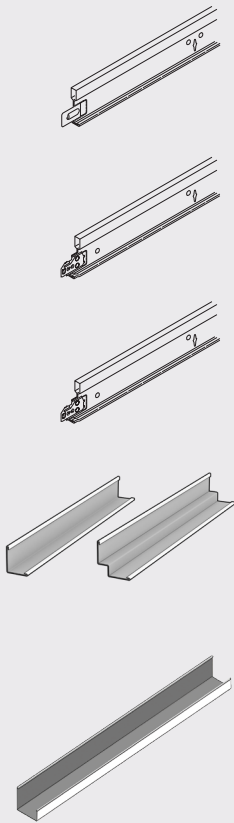
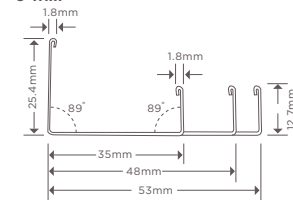
### Short Cross Tee 804DX600H38




### Wall Angle



### U-Trim



## SUSPENSION OPTIONS



Adjustable Hanger

Suspension Wire

Angle Section

Hanging Bracket

## MAXIMUM ALLOWED OF TILES WEIGHT

**Notice:** **KG PER M<sup>2</sup>\***  
As we are involved in constant products development; this document information is subject to change without prior notice. Please always refer to [usgme.com](http://usgme.com) for the updated products information document.

DXH 38 - T24 - Minimum Load - Carrying Capabilities of Main Runners				
Hanger distance (mm)	Applied Load (N)	Equivalent Uniform Load (N/M)	Allowable Midspan Deflection (mm)	Deflection Limit
900	66.43	217.8	0.339	L/360
1200	37.36	122.5	0.339	L/360
1500	29.89	98.0	0.339	L/360

\* The load per m<sup>2</sup> must be distributed uniformly (no point loads) over the ceiling area. After loading, the deflection of any grid component will remain within the maximum deflection per span.

Please consult USG ME for layouts, load or hanger distance.

©2022 Factory of USG Middle East LTD. Co. All rights reserved.

